


# THE **OURIO** Mag

## In My Backyard



Volume 2 | 2023  
PIS Kalyan





## Contents

1. What Type of a Gardener are You? 3
2. Upcycled Planters 5
3. Did You Know? 6
4. The Backyard Talks 7
5. DIY @Home 15
6. Through My Lens 18
7. Careers 22
8. Green Narratives 23
9. Bites & More 29
10. Book Recommendations 30
11. Local Nurseries 31
12. Nature Artwork 33
13. Brain Play 38
14. Spotlight @PIS 40



## From The Principal's Desk

Dear Readers,

'To nurture a Garden is to feed not just the body, but the soul' - Alfred Austin

The theme for the 2nd volume of our magazine is, 'In My Backyard'. Exploring Nature and engaging with green space are now linked with health and well-being benefits. Growing fruits, vegetables and flowers can make us happy and instantly brightens our mood. Scientific research suggests that having flowers and plants around us helps to reduce stress levels and anxiety. Decorating spaces indoors and outdoors with flowers and plants also goes a step further and brings in positive vibrations and attracts prosperity, health and happiness. The volume 'In My Backyard' has given our students and staff members the opportunity to share and showcase their talents and mini gardens.

Teamwork is the hallmark of PIS, Kalyan. I appreciate the efforts put in by our wonderful team of students, teachers and staff members. I appreciate our parent fraternity for supporting the school in every aspect. I am sure that the positive attitude, hard work, sustained efforts and innovative ideas exhibited by our young children will surely stir the minds of the readers and take them to the fantastic world of sheer joy and pleasure.

Best Regards,  
Sanjivani Bose  
Principal

**Editor-in-Chief:** Ms. Sanjivani Bose - Principal

**Visual & Media In-charge:** Ms. Priyanka Deshmukh


**Student Editor:** Leroy Fernando  
Tianne Almeida

**Creative Designer:** Ms. Sandhya  
Panicker

**Teacher Editor:**

Ms. Effie Ferrao -  
Vice Principal  
Ms. Priya Kulkarni -  
HOD English  
Mr. Aditya Francis

# What Type of a Gardener are You?



You already know you're a plant person, but there are different types of gardening enthusiasts on this green Earth. Find out which of these relatable growers you identify with the most.

1

If you had to pick **JUST ONE** plant to grow in your garden, which would it be?

- a) rose
- b) cucumber plant
- c) money plant

2

Which of these Indian plants is your favourite?

- a) mogra / jasmine
- b) mint
- c) tomato

3

Which is your favourite creepy-crawly in the garden?

- a) butterfly
- b) earthworm
- c) grasshopper

4

When is your favourite time in the garden?

- a) first thing in the morning
- b) during the rains
- c) at dusk/night

5

If you could add one new thing to your garden, what would it be?

- a) wind chime
- b) compost pit
- c) pond

6

Which of the following makes you smile the most?

- a) seeing some flowers have bloomed
- b) seeing that there's a fruit growing
- c) seeing an earthworm and a centipede





7

Which of these rather special plants would you like to grow?

- a) bird of paradise flower
- b) guava tree
- c) venus fly-trap

8

A fairy godmother grants you a week's vacation Where would you like to go?

- a) garden
- b) orchards
- c) jungle

9

Your friends and family describe your garden as:

- a) beautiful
- b) organic
- c) unkempt

10

When you go to the garden you are first drawn to:

- a) flowers
- b) fruits
- c) trees

Almost finished...

Well done, you're nearly there! One last thing: just complete this sentence in less than ten words:

"I really love gardening because ....."

OK, now it's time to find out the results!



### Mostly (a)s

You sound like a young **landscape architect** in the making!  
 It's the sight and 'feel' of a garden that really appeals to you.  
 Your ideal outdoor space would be full of interesting shapes, vibrant colours and wonderful scents.

### Mostly (b)s

You're a bit of a **back-garden farmer**.  
 Nothing appeals to you about gardening quite so much as the chance to 'grow your own.'  
 Your ideal garden is one which would give you plenty of opportunity to grow what you can eat.

### Mostly (c)s

You're a born **nature warden** and from your point of view, a garden is all about the wildlife that lives in it, or pops in for a visit.  
 Your ideal garden will be full of all sorts of wildlife-friendly plants that would allow the birds, bees and other wild friends a place to call home.





# Upcycled Planters



- It is a very useful plant for acidity and controlling indigestion and blood pressure.
- It is a low maintenance plant, which does not require much water and sunlight.

By- Dhruvi Nikarge  
Std./Div.- I C



With my creativity, I have recycled the leftover of coconut shells into a decorative planter for my garlic plant.

By-Hozefa Barwaniwala  
Std./Div.- IV C



This is a beautiful money plant which I have grown in my balcony with the used glass bottle. Money plants increase the positivity and beauty of my garden. I understand the importance of recycling to save our environment so I have planted this money plant.

By-Advay Uprit  
Std./Div.- I B



By-Dishita Jayswal  
Std./Div.-I C



I have used a waste plastic bottle . I have reused it to grow my money plant in it. It is called a money plant because of it's round, flat leaves that might with a bit of imagination look like coins. Money plants add value to a healthy lifestyle by removing airborne pollutants from indoor air.

By: Paridhi Agarwal  
Std./Div.- II A



I have grown a rose plant by recycling and colouring an oil can.

By- Apoorva Kolshikwar  
Std./Div.-III C





# DID YOU KNOW?




Dragonflies have been around on Earth since before the dinosaurs.




Sunflowers move throughout the day in response to the movement of the sun from east to west.



Some worms have ten hearts.




Cucumber is a fruit and not a vegetable since it has seeds in the centre!




The average strawberry contains 200 seeds. It is the only fruit that has seeds on the outside.




The typical mature tree can provide enough wood to make 170,100 pencils.



Fruit flies were the first living creatures to be sent into space.




The fastest-growing plant in the world is the Burmese bamboo. It can grow up to 91 cm per day. That's almost 4 cm an hour. You could actually watch it grow.



Caterpillars have 12 eyes.



Butterflies and caterpillars use their feet to taste.



The world's largest flower is the Rafflesia. It can grow to be 3.3 feet in diameter and can weigh up to 11 kg.



Carrots were originally purple in colour.



The scientific name for spiders is Arachnid.



## MY LITTLE BACKYARD

### GREEN WARRIORS

Green Warriors is a voluntary group which promotes the participation of students in learning about, and improving their environment, a means by which students and youth can organize themselves to learn more about this issue, and also takes action to improve their immediate environment.

These green warriors are helping to make the planet more sustainable and healthy by saving the birds which are on the verge of extinction and restoring unique ecosystems that are home to endangered flora and fauna in India.

#### EXAMPLES OF GREEN WARRIORS:

#### Dr. Amit Malick



Dr Amit Mallick, winner of the Green Warrior Award, is an Indian Forest Service officer of the Kerala cadre, whose extraordinary skills of planning, investigation and team leadership have cracked elephant poaching and ivory syndicates. He was able to seize 19 elephant carcasses and 538 kg of ivory and arrest 73 people. He was also able to seize 28 illegal guns and seven vehicles and check poaching and trafficking of wildlife across the country. As a field director of Periyar Tiger Reserve in Kerala, he has made it one of the best managed national parks of the country.

#### Dr. Varad Giri



Dr Varad Giri, who won the Inspire Award, has done research and conservation work of herpetofauna in India, the Western Ghats in particular. Working tirelessly for 15 years in remote areas, he has discovered 35 new species of reptiles and amphibians. His findings have helped in declaring a World Heritage Site and Wildlife Sanctuary in the northern Western Ghats. He has inspired many budding wildlife biologists and corporates to take up herpetology as a career and do research on amphibians and reptiles.

BY- VIDHI DUBEY  
Std./Div.- V A



## WHY IS HOME GROWN FOOD BECOMING MORE POPULAR?

### INTRODUCTION

India has experienced remarkable economic growth in recent years and remains one of the fastest growing economies in the world. However, poverty and food insecurity in India are still areas of concern in spite of many strides. Food is considered as a basic amenity essential for the sustenance, development and growth of an individual. India has ranked 101 among the 116 countries on the Global Hunger Index, 2021. According to the Food and Agriculture Organisation, the Food Price Index has increased by 30% in the year 2021-22.

Although the Government of India has been actively addressing food security at households for a long time through the Public Distribution System and the National Food Security Act (NFSA) 2013, there are still concerns related to Food Security in India amidst increasing population, climate change and global supply chain disruption (Russia-Ukraine War) that need to be addressed.

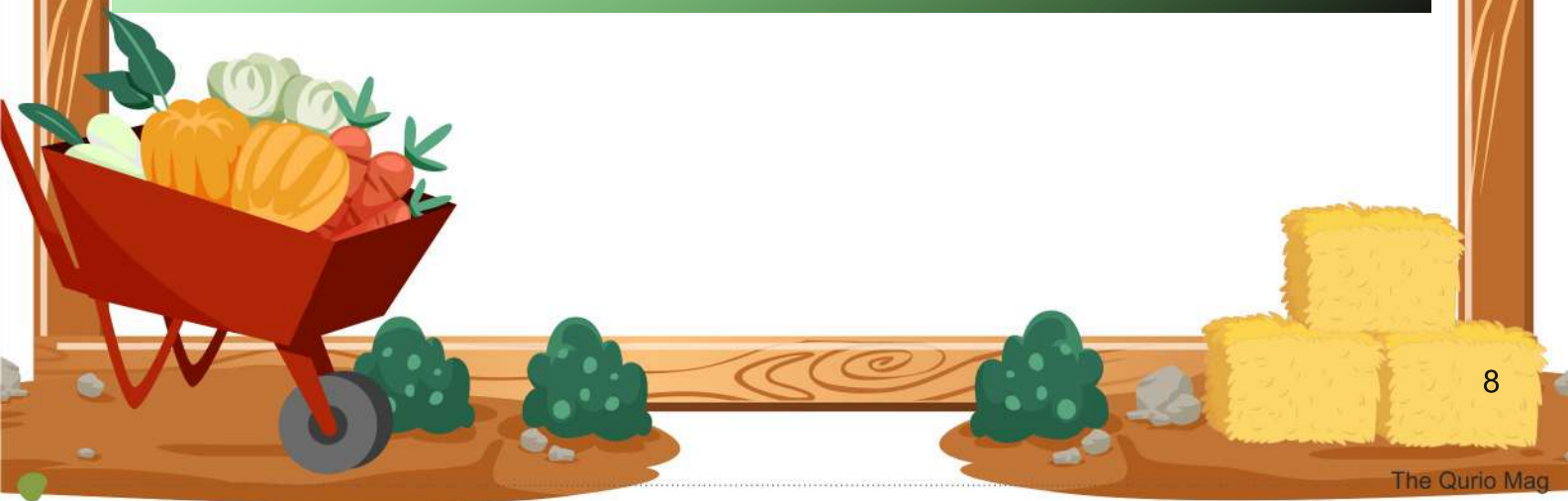
The COVID-19 outbreak and the subsequent apprehensions over eating out at restaurants post-lockdown has shifted the focus back to organic produce. The quarantine period has also inspired individuals to consider growing their own food and becoming self-sufficient towards their daily needs.

Organic food arguably boasts of a higher nutritional value, and most importantly, is devoid of any additives. Moreover, there is a certain satisfaction that comes from knowing that the produce is fresh, natural and grown and processed in front of your eyes.

### ADVANTAGES OF HOME GROWN FOOD

Home grown food provides us with organic produce which is much better and healthier as compared to what we get in the market. In order to cope with the ever-increasing demand, farmers often use chemical fertilizers to increase their produce. Although this activity increases the quantity of the produce, but compromises with the quality.

It is a fact that more than fifty per cent of the world population lives in urban areas. Growing our food at our homes brings greenery and wildlife closer to urban life. Also, the opportunities for urban farming extend to rooftops, walls, and even underground spaces. Moreover, edible rooftops and walls can provide natural cooling for buildings and streets, and help reduce air pollution.





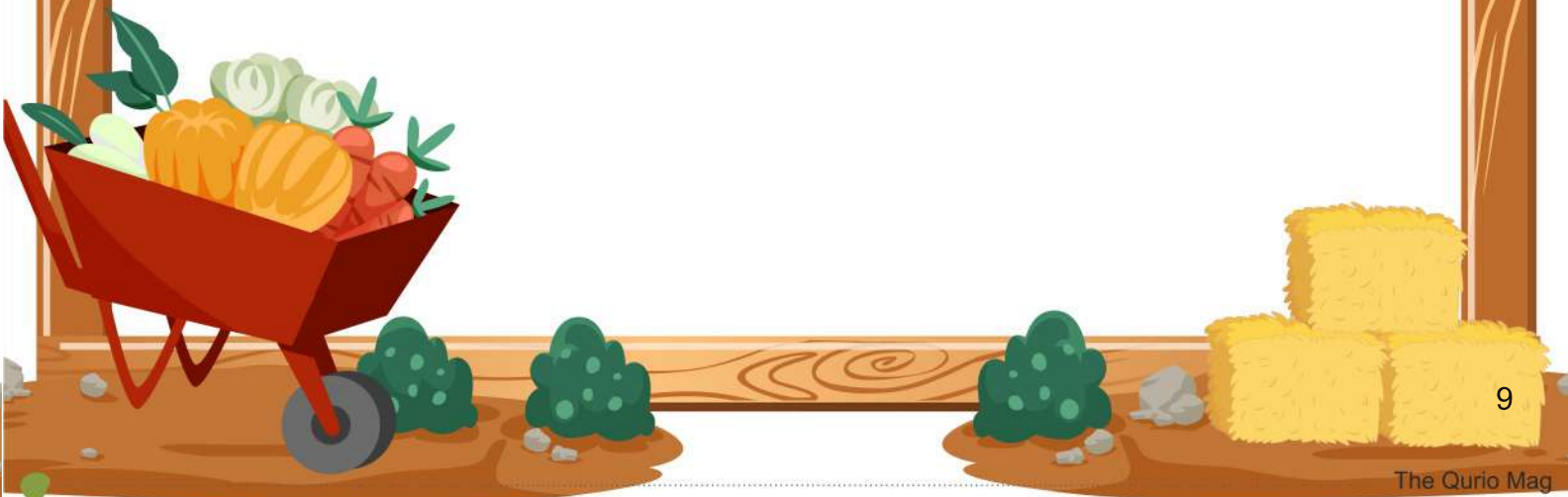
# The Backyard Talks

If we start growing our food on our own, we will be able to withstand any other corona like situation. It will reduce the number of imported vegetables, which will ultimately lead to government money being saved. This money could rather be used for the welfare of those whose lives were disrupted because of the pandemic.

Getting out into nature and gardening can improve your mental health and physical fitness. Getting involved in urban food growing, or just being exposed to it in our daily lives, may also lead to healthier diets. Urban food growing can also help change attitudes towards food so that people place more value in produce that is sustainable, healthy and ethically sourced. Community gardens and allotments act as hotspots for pollinating insects because they tend to contain a diverse range of fruiting and native plants. Thus, if designed and implemented properly, allotments and community gardens can benefit biodiversity.




*By- Sanshrita Sharma  
Std./Div.- VII B*





## MINI BEASTS



### INTERESTING MINIBEASTS AROUND THE WORLD?

Minibeasts are invertebrates—they are creatures without backbones. So, that includes a number of insects, spiders, beetles, snails, worms and many more. Minibeasts are important as they pollinate crops and flowers, tidy up the remains of dead plants and animals, and are vital links in the food-chains in living organisms.

*Some interesting facts about minibeasts in general are as follows:*

- 1) There are about 25,000 different types of minibeasts living in the world right now.
- 2) For every individual person on earth, there are 1.4 billion minibeasts with 6 legs - a scary thought if you don't like insects. You can find insects in each continent and habitat on the planet, as they can survive a huge range of conditions.
- 3) Minibeasts make up approximately 97% of the creatures living on earth.

### INTERESTING FACTS ABOUT MINIBEASTS

- Some interesting facts about butterflies are as follows-
- 1) Butterflies have wings that are beautiful and transparent.
  - 2) Butterflies have two brains and hearts.
  - 3) The blood of butterflies is colourless and in clear liquid form.





# The Backyard Talks

• Some interesting facts about spiders are as follows-

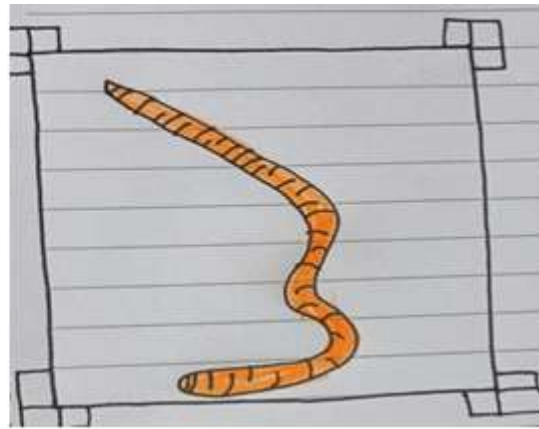
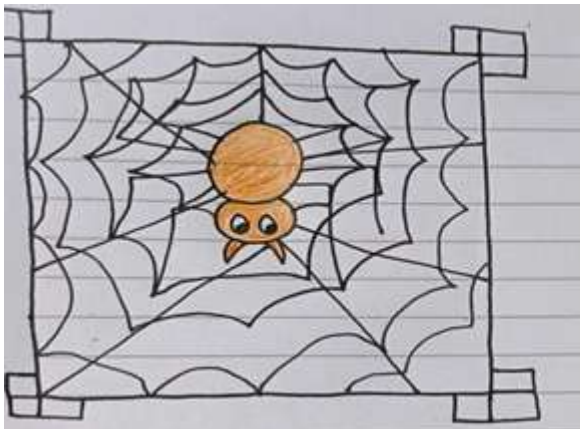
- 1} All spiders produce silk.
- 2} Spiders are near-sighted.
- 3} Females can lay up to 3,000 eggs at one time.
- 4} Jumping spiders can jump up to 50x their own length.

• Some interesting facts about snails are as follows-

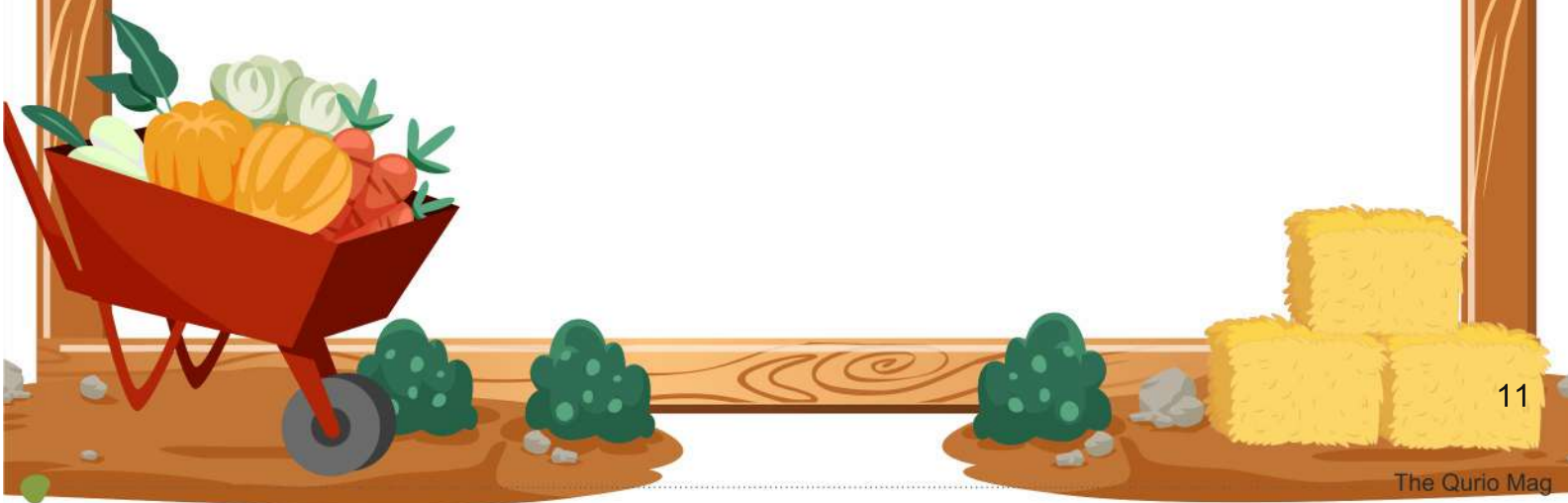
- 1} There are over 60,000 species of snails in the world.
- 2} Snails range from 0.68mm to 70 cm in size.
- 3} Wild snails live from 3 to 7 years, while those in captivity can live up to 25 years.
- 4} Snails first evolved 500 million years ago.

• Some interesting facts about earthworms are as follows -

- 1} An earthworm can only grow very long.
- 2} An earthworm has no arms, legs or eyes.
- 3} Earthworms live wherever they have food, moisture, oxygen and a favourable temperature.
- 4} In one acre of land, there can be more than a million earthworms.



By-Payal Kulkarni  
Std./Div.-VII D





## Minibeasts found in your backyard

### Lady bug~



Ladybugs are small, oval-shaped insects that are typically red or yellow in colour. They are known for their distinctive colouring and are often associated with good luck. Ladybugs are found in many parts of the world and are a popular subject in children's stories and toys. They belong to the family 'Coccinellidae' and are known for their round, dome-shaped bodies. Ladybugs are beneficial insects because they feed on a variety of pests which damages the crops and gardens.

Ladybugs have a hard exoskeleton and wings that they can use to fly. They are most active during the day and are attracted to bright colors.

#### Facts about Ladybugs-

1. Ladybugs belong to the family 'Coccinellidae' and are known for their round, dome-shaped bodies and distinctive coloring, which can range from red to yellow to orange to black.
2. Ladybugs are beneficial insects because they feed on a variety of pests, including aphids, mites, and scale insects, which can damage crops and gardens.
3. Ladybugs have a short lifespan and typically live for one to two years.
4. There are over 5,000 species of ladybugs in the world, and they can be found on every continent except Antarctica.
5. In some cultures, ladybugs are considered to be a symbol of good luck and are thought to bring prosperity and happiness.
6. Ladybugs are popular in children's literature and are often depicted as friendly, helpful insects.







## Butterflies~

Butterflies are insects that belong to the order 'Lepidoptera', which also includes moths. They are characterized by their brightly coloured wings, which are covered in scales that come in a wide range of colours, including red, orange, yellow, green, blue, and purple. Butterflies are found in almost every part of the world, and they are known for their graceful, aerial movements and their ability to pollinate flowers as they feed on nectar. Some well-known species of butterflies include the monarch butterfly, the swallowtail butterfly, and the painted lady butterfly.

### Facts about Butterflies-

1. Butterflies taste with their feet: They have taste receptors on their feet, which they use to detect the presence of nectar when they land on a flower.
2. Butterflies are cold-blooded: Like all insects, butterflies are cold-blooded, which means that their body temperature is regulated by the temperature of their environment.
3. Butterflies go through metamorphosis: Butterflies undergo a process called metamorphosis, in which they transform from a larva (caterpillar) into an adult butterfly.
4. Butterflies are important pollinators: Butterflies play an important role in the pollination of flowers and plants as they feed on nectar.
5. There are approximately 18,000 species of butterflies in the world.
6. The largest butterfly in the world is Queen Alexandra's birdwing, which is found in New Guinea. It has a wingspan of up to 12 inches (30 cm).

By- Ananya Ramesh  
Std./Div.-IX B





# The Backyard Talks

## GREEN WARRIORS

Flowers are the most important part of the plant, as this is the part where reproduction starts. These colourful and fragrant flowers play an integral part in human society. We use them as greetings and offering to God. But have you ever wondered what happens to them after we use them?

Generally in India, after the use of flowers, we do not prefer to throw them in the garbage as they may have been used for a religious purpose. So we dispose of them in the rivers thinking that they will dissolve. But many creatures are affected.

This thought struck Maitri Jariwala, a young girl from Gujarat. She was concerned about this issue and decided to find a solution to it. She researched a lot on this matter and came up with a brilliant idea. She started to collect these flowers and tried to upcycle them and make products that will be useful for humans. Soon she started a company, 'Begin with flowers', that makes incense sticks and similar products with these upcycled flowers. To date, she has upcycled up to 2.5 lakh kilos of floral waste. Her goal is to upcycle all the floral waste in Gujarat and all over India.

*Hats off to the work done by Maitri.*

By- Aishwaryaa Suresh  
Std./Div.-VI B





Composting is nature's way of recycling. Compost can be used on top of your soil. Mixing compost into the soil gives the soil better structure, nutrients and helps it hold in moisture as well.



## You will need

- an empty 2 litre bottle (make sure it is transparent)
- raw food scraps (vegetables/fruit peel, tea bags, coffee grounds, raw leftovers)
- soil, scissors and water spray bottle

## Method

- 1) Remove the label and rinse your soda bottle.
- 2) Cut the top off the bottle (the end with the lid). (Take help of an adult)
- 3) Throw a handful of soil into the bottom of the bottle. Follow this with a handful of food scraps. Repeat this process until the bottle is full, finishing with a layer of soil.
- 4) Once your bottle is full, spray the bottle with water (it shouldn't be too wet, but should be damp).
- 5) Place your composter in a sunny spot. When the soil on top dries out, spray with water to maintain a constant level of moisture.
- 6) Watch and wait as your food scraps decompose and turn to soil. You will need some patience as the whole process will take about eight weeks.
- 7) Take photos of the bottle once a week so that you can compare changes that take place from week to week.



## What can you Compost:

**Browns** - Leaves, pine needles, sawdust, wood chips, uncoated paper - source of carbon


**Greens** - Fresh grass clippings, vegetable scraps, weeds - source of nitrogen

**Mixed Ingredients** - Moss, coffee grounds, tea bags, flower

## What you can't Compost:

Meat scraps, bones, dairy products, pet wastes

Seeds and tuberous plants, diseased plants, waste that attracts pests





Create some fun and interesting items at home. Always be safe, take help from an adult and do the following activities:

## Potpourri



### YOU WILL NEED

Any type of flower petals, cloves, and orange peels and cinnamon sticks, decorative bowl, essential oils (optional)

### HOW TO MAKE

- Put all the ingredients in a decorative bowl.
- Give it a good mix and can also add a few drops of essential oils (optional) to the mixer.
- The ingredients together will combine to create a great smelling and looking mixture to perfume your room.

## Bath Salt



### YOU WILL NEED

$\frac{1}{2}$  cup epsom salt,  $\frac{1}{2}$  cup sea salt (like the Pink Himalayan salt for the colour, but any sea salt will do), cup baking soda, red food colour (optional), rose petals, any essential oil (tea tree or rose), a mixing bowl, mason jar, whisker and a spoon

### HOW TO MAKE

- Start by adding epsom salt, sea salt, and baking soda to a mixing bowl.
- Add 2-3 drops of red food colour (optional) and give it a good mix.
- Then add 5-6 drops of the essential oils and rose petals.
- Now whisk everything together using a whisker.
- Using a spoon pour the mixture into the mason jar.
- Volia! Your salt bath is ready to use.
- You can add 1-2 spoons of the salt bath in the bucket of water and enjoy a calming bath.





## Plantable Seed Paper

### YOU WILL NEED

1 cup of tiny pieces of used paper, large bowl of warm water, blender, mixing bowl, flat tray, plastic wrap or butter paper, food colour (optional), rough cloth, any plant seeds (coriander, mustard, lemon, flowers and so on.)

### HOW TO MAKE

- Soak the paper pieces in the bowl of warm water overnight.
- Put the soaked paper into the blender and fill it half with fresh water.
- Blend until the mixture is pulpy.
- Add food colour, if desired, and then transfer it to the mixing bowl.
- Squeeze the water from the pulp, and make sure there aren't any large chunks of paper in it.
- Next, add a handful of seeds to the paper pulp and mix the seeds into the pulp using your hands or a spoon.
- Place the plastic wrap or butter paper on the tray and pour the pulp. Try to spread the pulp fairly thin, as a thick layer will take longer to dry.
- Use a cloth to press as much water as possible from the pulp, and leave the pulp to dry for at least 24 hours.
- Decorate or write your message with markers on the unseeded side.
- You have created a seed paper and it is ready to be used or gifted to your relatives or friends.



### TO PLANT THE PAPER

- Lay it on the surface of the soil and sprinkle about one-quarter-inch thick layer of soil on top.
- Water the soil lightly and keep the seeds wet until they sprout and have a few days to grow roots.

# Through My Lens



By- Tanaya Sardeshpande  
Std./Div.-VIII B

I've always been fascinated by flowers and naturally I was magnetized towards them. In my garden two flowers caught my attention, the first one was a brilliant and vibrant red flower which reminds me of the sunrise in summer and the other flower was a faded red coloured flower which reminds me of the sun setting in a cloudy evening.

By- Sandra Maji  
Std./Div.-IX E





# Through My Lens



*I was pleasantly surprised to see so many beautiful flowers and insects in my backyard. I came across this beautiful purple flower by happenstance and couldn't help but take a picture of it on my phone. I used my phone's micro settings to capture the details of this unique looking flower. In addition to clicking photos of flowers, I also spotted a majestic emerald green coloured dragonfly. I had to be very careful to approach it or risk it flying away before my lens could capture it. Tiptoed, I approached it, making no sudden moves and was finally successful in taking a picture of it.*

**By- Daksh Khandelwal  
Std./Div.-IX E**





# Through My Lens



In my backyard, there is nature in abundance,  
every morning Sun adds to its radiance.  
Colours galore in flowers; ah! What vibrance,  
Butterflies hover over them in jubiliace  
It's my backyard, where I never miss my attendance

By-Burhanuddin Barwaniwala  
Std./Div.-IV B





# Through My Lens



By-Apoorva Vilas Kolshikwar  
Std./Div.-III C



# Careers

If you're fascinated by plants or insects, and want to pursue a career around them, the best thing to do is identify your particular interests and strengths. Working with plants or insects can be both creative and scientific. That way, you can choose the appropriate speciality or focus area for you.

If your answer is yes, there are many careers that you can opt to be a part of such as these:

Horticulturist (Pomology, Olericulture, Viticulture, Floriculture & so on.)

---

Farmer

---

Plant Morphologist

---

Perfumer/Fragrance Chemist

---

Plant / Soil Scientist

---

Microbiologist

---

Landscaper

---

Forest Ranger

---

Plant Biologist

---

Ecologist

---

Botanist


---

Entomologist

---

Beekeeper

---





# Green Narratives

## Explore My Dream Backyard

Once upon a time when I was 5 years old, I came from school and after changing my dress I sat on the sofa and ate my food. Then my father told "Kaushani we are having some important work in Kolkata so we are going there for a week, but you have to stay with your grandmother at her house for two days as we will not be at home".

I said " Ok papa". Next day we packed our bags and at night around 10 we hired a cab and went to the airport. At the airport, they checked our baggage and we boarded the flight at around 4 am. Next morning, we reached Kolkata and went to my grandmother's house. My parents went out for their work.

At night, I listened to a story of a garden that used to be behind our house. While listening to the story ,I slept and had a dream that a fairy came and took me to explore that garden. In that garden, I saw many green trees and grass everywhere. Many flowers like rose, hibiscus, marigold, Jasmine, etc. were everywhere.

After walking a bit, I saw beautiful lotus and water lilies. I also saw a pink orchid tree. It was at the end of the garden from where I saw a beautiful sunrise in the east and all the birds were chirping everywhere. Again the fairy came and said " This is your dream backyard which you were waiting for". It was morning and my grandmother called me and informed me that she had got a call from my mother that they were coming back as their work was complete. I was very happy and I woke up with this amazing feeling about the dream which I saw.

By-Kaushani Kumar  
Std./Div.-IV B



# Green Narratives

## Out in the Nature

I walked on the lush green grass,  
Around me were emerald trees  
And pretty flowers.  
Oh! How wonderful it feels to be in nature.

Colourful butterflies, fluttering here and there,  
Squirrels were jumping from branch to branch,  
There was a sense of cheerfulness in the air.  
Oh! How wonderful it feels to be in nature

Slightly hidden by the hills, the sun was shining  
brightly  
Tiny honey bees were buzzing,

And birds were singing sweetly.  
Oh! How wonderful it feels to be in nature.

Out there is a oh so beautiful world,  
What does it quietly say?  
'Do take care of me as you could,  
For stories to tell along the way.'

By-Saanvi Valvi  
Std./Div.-V A





# Green Narratives

## BUDDING POETS



*Heat is spread across the world, for it  
is summer,  
Though it feels like being on fire but I  
like it the same,  
Because we get the vacations, to play  
and eat ice-cream  
My friends and I, like to say  
"I scream, you scream, we all scream  
for ice-cream".*

## SEASONS

*The school reopens, the fun goes  
away,  
And with that comes the rain.  
Colourful raincoats I can see  
everywhere,  
Children playing in the muddy  
puddles.  
The frogs come out, for this is  
their season  
They won't let me sleep,  
With their croaking all night.*



*Slowly, the thundering rain  
fades  
And now comes autumn,  
The leaves all turn golden  
crisp  
And soon they are shedding.*





# Green Narratives



The breeze becomes chilly,  
Just like in horror movies.  
Soon it starts snowing,  
And I see people in sweaters.  
The mountains all covered,  
In white thick blankets  
The lakes all frozen,  
The perfect time for ice-skating.

Winter brings Christmas,  
Here comes Santa Claus,  
Dressed in red and white.  
The Christmas trees all decorated,  
Happiness spreads everywhere.



With that ends the winter,  
The snow starts melting slowly,  
I think the king of seasons is  
coming.

The birds again start chirping,  
Building their nests.  
Honeybees and butterflies,  
Dancing everywhere.  
The dandelions all bloomed,  
They all fly by,  
That sight is really a true  
delight.

I see everyone happy, more than  
ever  
For it is spring, the king of  
seasons.



By-Vaidehi Vipin Kumar  
Std./Div.-VII B





# Green Narratives

## Part 1: Vegetable Woes

Banana: "I don't have any friends, I am 'akela'"

Lettuce: "People keep ordering me 'Lettuce do this!'"

Cow: "I am a girl but they call me a 'guy'."

Pea: "All I hear is 'mutter, mutter.'"

## Part 2: Animal Stores

'Elephant Car Wash'

'Fireflies Electric Supply Company'

'Nightingale Opera Services'

## Part 3: Riddles

-What do you call a lone corn?

A unicorn!

-What do you call a female horse from Rajasthan?

Jaisal-Mare!

-Which insect makes the best detective?

A Spyder!

By: Chinmayee Nalawade

Std./Div.-: VIII B



## Jokes

1. What did the tree do when the bank closed?  
Ans- It started its own branch

2. What happens when you go to the beach and  
throw your hat in the water?  
Ans- It gets wet!

3. What kind of tree can fit into your hand?  
Ans- A palm tree

4. What falls in winter but never gets hurt?  
Ans- Snow

By-Charvi Deshpande  
Std./Div.- V D





## Easy Monaco Spiders



### Ingredients

Monaco biscuits  
Carrot/Cucumber/Tomato sticks  
Cream/Mayonnaise and Choco chip for eyes  
Peanut butter/Cheese spread to put in between two biscuits.

## Strawberry Ladybugs



### Ingredients

Strawberry  
Grapes  
Toothpicks  
Chocolate sauce

## Healthy Fruit Bug



### Ingredients

Toothpicks  
Any fruits/vegetables of your choice  
Chocolate sauce & Mint leaves for decoration

## Banana Caterpillar Snack

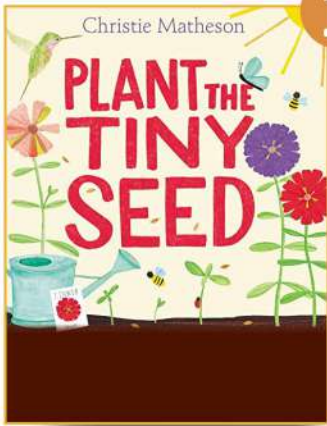


### Ingredients

Banana  
Fennel candy(saunf)/Gems/ Rainbow sprinklers  
*(Please Note: You can use different ingredients for decoration of your choice.)*




# Book Recommendations



1

**Plant the Tiny Seed**  
By Christie Matheson



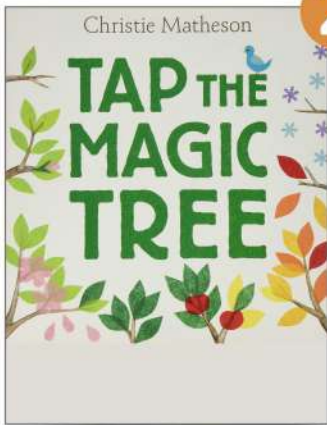
4

**How Do Monarch Butterflies Find Their Way Home?**  
By Kip Almsy




7

**In The Garden**  
By Emma Giuliani




2

**Tap the Magic Tree**  
By Christie Matheson




5

**Monkey with a Tool Belt**  
By Chris Monroe




8

**A Child's Garden**  
By Michael Foreman




3

**Top 10 Minibeasts**  
By Jay Dale



6

**Monkey with a Tool Belt**  
By Chris Monroe



9

**The Tiny Seed**  
By Eric Carle





# Local Nurseries

## Visit to a Local Nursery

Name - Om Sai Nursery  
Address - Om Sai Nursery, Ganpati Road,  
Gandhare Circle, Kalyan West.

"Om Sai Nursery" located at Gandhare Circle, is a famous nursery which has been operational for 15 years. It has many branches including one at Nikki Nagar at Kalyan West. It has a variety of about 300 plants including flower plants, show plants, indoor and outdoor plants as well as hanging plants. "Rose Plant" is the highest selling plant on popular demand. Depending on the demand of the people, new plants are delivered via truck after a week or fortnightly. The nursery also provides soil, fertilizers, pots, hanging pots and liquid fertilizers required for the proper growth and nourishment of plants.

Let's take a glimpse at the ample varieties of plants found in the nursery.



Here are a few colourful images showing the variety of flower plants the nursery



I urge everyone to check out once and I am sure you will surely buy something from the Nursery .

By- Priya Kulkarni  
HOD English





I'm thrilled to share the forte of my favourite Nursery - 'ROBIN NURSERY'. This nursery has been around for many years, supplying plants, seeds etc. to plant enthusiasts and Horticulturists.

Address:-Chota Mhasoba Road, Chikan Ghar, Kalyan, Maharashtra 421301

Robin Nursery not only deals with seeds, shrubs and saplings but also deals with Hybrid seeds, compost, natural fertilizers, pots etc.

It has a 4.9/5 Rating in Google reviews.

According to a survey taken by us, 4 out of 5 customers are satisfied by the services provided by 'Robin Nursery'.

They have varieties of Indian breeds like Money Plant, Snake plant, Tulsi plant. They are also expertise in Exotic breeds like Orchids, Lily, Tulips, Venus fly-traps, Hyacinth etc. "You Name it, they have it".

I was also delighted by the fact that no harmful pesticide, fertilizers were sprayed on the plants and the complete process was 100% Organic and 'Farm Fresh'. The plants are being monitored carefully and taken good care of. The price of the commodities are comparatively lesser as compared to other nurseries.

On that note, I would like to conclude that 'Robin Nursery' is the best, and I even encourage you to go and check out some plants for yourselves. I'm certain that you'll like the nursery.


By-Leroy Fernando  
Std./Div.-IX - B  
(Student Editorial Member - PIS)





# Nature Artwork

## Paper Quilling



By - Swara Kulsange  
Std./ Div, -IV C



# Nature Artwork



By- Rupesh Gosavi  
Std./ Div.-V D



# Nature Artwork



By -Prisha Bhatkar  
Std./ Div,-IX E

# Nature Artwork



By -Kashvi Rajput  
Std./ Div,-IX C



# Nature Artwork





By -Yashodhara Dhomal  
Std./ Div,-IX E





## Spot The Difference

Can you identify 6 differences between the two pictures?



## Word Search

V	E	A	E	E	R	O	L	P	X	E	E	P	L
E	N	N	A	T	N	L	A	D	Y	B	U	G	N
N	I	E	W	A	T	E	R	M	E	L	O	N	I
U	H	B	T	H	G	I	L	R	A	T	S	A	B
E	S	R	O	E	R	R	F	O	X	S	O	E	O
C	N	E	R	O	A	H	S	R	I	M	N	C	R
R	U	V	H	N	A	S	O	L	S	T	I	C	E
E	S	E	A	I	N	U	T	E	P	O	C	D	E
E	I	Y	R	R	E	B	E	C	I	V	R	E	S
K	Y	S	I	A	D	L	A	V	E	N	D	E	R
M	E	C	U	R	P	S	E	U	L	B	I	N	S
D	R	I	B	G	N	I	M	M	U	H	S	S	X
E	S	T	P	N	R	R	I	I	K	I	G	G	S
M	E	L	H	O	N	E	S	S	U	C	L	L	E

Solstice  
Hummingbird  
Daisy  
Honeysuckle  
Petunia

Verbena  
Ladybug  
Hiking  
Blue Spruce

Starlight  
Serviceberry  
Creek  
Robin  
Watermelon

Explore  
Lavender  
Sunshine  
Fox





Find which creepy crawly makes its way to the log.

**Firm & Yellow**



**Brown Tips or Edges**



Dry air or contact bruising. Also possible watering issues—check for other symptoms

**Spotty or Patchy**



Crisp & brown = underwatering  
Soft & dark brown = overwatering

**Wilting**



Calcium in compost of lime-hating plants

Underwatering or waterlogging. Too much light, heat or dry air also possible

# Leaf Doctor

What does the leaf say?

**Falling Yellow Leaves**



Over watering or cold draughts

**Lower Leaves Dried & Falling**



Too little light, too much heat, underwatering

**Curled & Fallen**



Too little heat, over watering or cold draughts

Shock from sudden temperature change or light intensity, or dryness at root

**Sudden Leaf Fall**



**Dull & Lifeless**



Too much light, dirty or dusty leaves

**Leaf Fall on New Plant**



Sometimes due to movement or light shock



Master Advait Thakare of Grade IX B was felicitated on 26th January 2023 by the Honourable Collector of Thane; Mr. Ashok Shingare for scoring 81.87% in a Scholarship Examination held in July 2022, with a Merit Rank of 12.





The students of Grade IX were awarded by Times NIE for their outstanding performance on the academic front in the academic year 2021-22.



Miss Varnika Gaikwad from Grade VII was awarded the bronze medal and placed third in the '7th All India National Karate Championship' which was held on 13th November, 2022 by the Combat Martial Arts Association- India.

## Education Icon Award - 2022



Our Principal, Ms Sanjivani Bose was awarded the Education Icon Award. Podar International School has also been awarded the Most Digitally Updated School Award by the Star Education Award 2023. Education Icon Award 2023 hosted by ESFE and Skillshare India was awarded to Ms. Nidhi Agarwal and Ms. Deepti Dodave.





Ayesha Poker of Grade VII bagged a medal and a Certificate in Kickboxing and Fitness. She has also shined in Martial Arts holding A+ Grade in level Two.



Ananya Rewatkar of Grade VII stood first at the '7th All India Cultural National Dance Contest and Festival - Nrutya Darpan', held in Jaipur in the year 2022.



The students of Podar International School, ICSE became Eco-Warriors and gave 254 kgs of E-waste to the recycling company Threco Recycling LLP.







Threco.B2C.1612.22-23

Date: 16/12/2022

Issued to: Podar International School (ICSE), Kalyan

This is to certify that Podar International School (ICSE), Kalyan has given 254 Kgs of E-Waste to The Recycling Company (Threco Recycling LLP) to recycle in an eco-friendly manner.

The pick-up activity was carried out on 16/12/2022  
Threco applauds responsible disposal undertaken.

Find the benefits of recycling electronic devices responsibly. You will be surprised to learn that your efforts benefit the environment in a tremendous way!



For Threco Recycling LLP

THE RECYCLING COMPANY  
MPCB Authorisation No.  
MPCB/RO(HQ)/HSMD/Autho/20/EW-  
18 GST No. 27AAPFT6883K1Z6



Niti Aayog  
नीति आयोग





Akshit Jha of Grade X participated in the State Level Chess Competition at Jalgaon and was selected for SGFI in the next round.



Podar International School, ICSE, Kalyan was awarded the prestigious Education Award for the year 2022 for Innovation in Global Collaborative Learning.





UNIVERSAL  
Mentors Association

*Presents*

# Education Excellence Awards 2022

*Powered by*



*We are Delighted to Honour*

**Podar International School-Kalyan(ICSE)**

*Under the Category*

**Innovation in Global Collaborative Learning**

**ON 1ST December, 2022**  
At 4th EduLeaders Summit  
&  
Awards 2022 at NESCO , Mumbai

UNIVERSAL MENTORS ASSOCIATION

**SANDEEP GULATI**  
Founder & CEO

SIGNATURE



# BULLETIN BOARD

## E-Waste Management

**T**he increasing awareness and consciousness among common people are directly related with environmental management and

sustainability. Podar International School ICSE Kalyan took the initiative of taking the drive ahead by collecting E-Waste for an entire week wherein students from

Grade IX contributed for this generous cause. The school collaborated with Threco, recycling LLP and the arrangement was supported by the Rotary Club of New Kalyan. The students contribution mounted to 400 kilogrammes of unused electronic devices which were handed over to Threco for a charitable cause. By empowering youth with the appropriate knowledge and resources students can work to achieve waste reduction goals. As young learners, students frame the knowledge-base and values that are carried into their adult lives. These values and judgments impact student's relationship to the environment. It is imperative that students are exposed to environmental education. Keeping in mind that every waste reduction program is unique, takes time, and is beneficial to the classroom, the school, leaps forward to imbibe values and enrich students to a better environment.



## Halloween celebrations in school

**P**odar International School, ICSE Kalyan celebrated Halloween with the students of Grade I and II on November 12 by decking up in ghostly attire and posing as witches, vampires and other evil characters from their favourite fictions. There were very happy Superheroes, Fairies, Witches, Goblins and other interesting characters walking around. Excited faces were seen everywhere as children posed for photographs to the equally thrilled parents. They were given cutout papers to put together to make a witches face and activities related to Halloween. The children



had a wonderful time and parents too were seen smiling happily as they left the school.

The haunting music, the dim lights,

pumpkin lamps, scary cutouts, hanging demons adorning the campus, worked well to create an atmosphere of eerie all around. The students had a grand celebration, shaking their legs enthusiastically to the tune of Halloween fever. "The Halloween fashion parade provided a canvas for our students to explore their creative acumen". The grand celebration saw students, parents, and teachers dressed up in various costumes to celebrate the spirit of Halloween.

They were given cutout papers to put together to make a witches face and activities related to Halloween. The children had a wonderful time and parents too were seen smiling happily as they left the school.



# BULLETIN BOARD

## Spreading happiness around

The students of Podar International School ICSE Kalyan unconditionally contributed stationery and toys under the direction of the Principal Ms. Sanjivani Bose who carried the mantle guiding the Student Council Members who voluntarily handed over the gifts which were collected during the week "Joy of Giving" to the orphan children of Mahatma Phule Primary School - Mahanagar Palika and Kalyan Dombivli Municipal

Corporation KDMC which was recommended by the LAABH Foundation, has been wonderfully doing its task of reaching out to the slum children, women and the underprivileged special

children.

The orphans who received the gifts expressed their gratitude by thanking the Principal as well as the Student Council Members.

Podarites believe that in their willingness to give that which they seek, they will keep the abundance of the universe circulating in their lives.



## Samarpan

### No Plastic Day - 9th January Project Chair - PE Rtn. Kailas Deshpande



On 9th January 2023, RC New Kalyan conducted an awareness seminar on ecobricks and minimal lifestyle for the students of Podar International School, Kalyan.

Project chair Rtn Kailas Deshpande delivered the awareness speech. He made students understand classification of wastes, various categories of plastic, alternatives for single used cutlery/things, how to dispose each type of waste, how to prepare ecobricks and it's uses, significance of inculcating minimal lifestyle etc through an engaging and interactive presentation. Both, students as well as teachers responded affirmatively to our appeal of preparing ecobricks and submitting it as and when ready.


Rtn Kailas Deshpande was accompanied by President Rtn Dr Sushrut Vaidya and Rtn Sukhada Deshpande.

### Guest Speaker Meeting - 11 January



Guest Speaker - Aarti Bharj  
Topic : Live One Day Everyday





Volume 2 | 2023  
PIS Kalyan